

2SA1499

Silicon PNP epitaxial planar type

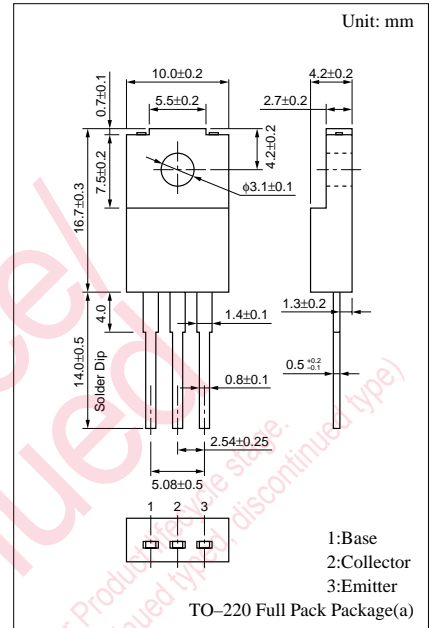
For high-speed switching

Features

- High forward current transfer ratio h_{FE}
- High-speed switching
- High collector to base voltage V_{CBO}
- Full-pack package which can be installed to the heat sink with one screw.

Absolute Maximum Ratings ($T_C=25^\circ\text{C}$)

Parameter	Symbol	Rated	Unit
Collector to base voltage	V_{CBO}	-400	V
Collector to emitter voltage	V_{CEO}	-400	V
Emitter to base voltage	V_{EBO}	-7	V
Peak collector current	I_{CP}	-1.2	A
Collector current	I_C	-0.6	A
Collector power dissipation	P_C	25	W
		2	
Junction temperature	T_j	150	$^\circ\text{C}$
Storage temperature	T_{stg}	-55 to +150	$^\circ\text{C}$



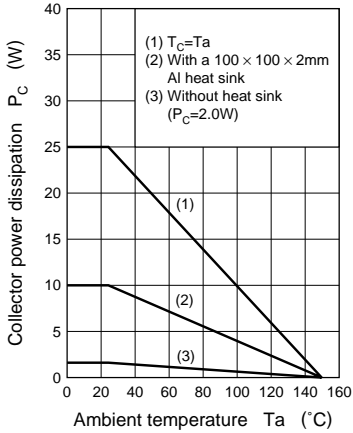
Electrical Characteristics ($T_C=25^\circ\text{C}$)

Parameter	Symbol	Conditions	min	typ	max	Unit
Collector cutoff current	I_{CBO}	$V_{CB} = -400\text{V}, I_E = 0$			-100	μA
Emitter cutoff current	I_{EBO}	$V_{EB} = -7\text{V}, I_C = 0$			-100	μA
Collector to emitter voltage	V_{CEO}	$I_C = -10\text{mA}, I_B = 0$	-400			V
Forward current transfer ratio	h_{FE1}^*	$V_{CE} = -5\text{V}, I_C = -100\text{mA}$	30		160	
	h_{FE2}	$V_{CE} = -5\text{V}, I_C = -300\text{mA}$	10			
Collector to emitter saturation voltage	$V_{CE(sat)}$	$I_C = -300\text{mA}, I_B = -60\text{mA}$			-1.0	V
Base to emitter saturation voltage	$V_{BE(sat)}$	$I_C = -300\text{mA}, I_B = -60\text{mA}$			-1.2	V
Transition frequency	f_T	$V_{CE} = -10\text{V}, I_C = -100\text{mA}, f = 1\text{MHz}$		15		MHz
Turn-on time	t_{on}	$I_C = -300\text{mA},$			1.0	μs
Storage time	t_{stg}	$I_{B1} = -60\text{mA}, I_{B2} = 60\text{mA},$			3.5	μs
Fall time	t_f	$V_{CC} = -100\text{V}$			1.0	μs

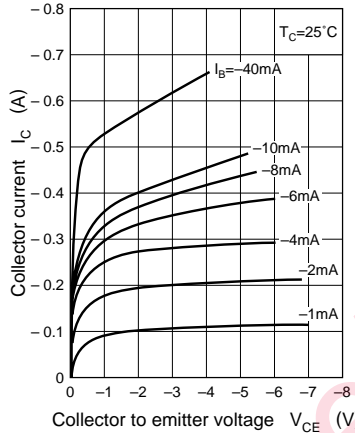
* h_{FE1} Rank classification

Rank	Q	P	O
h_{FE1}	30 to 60	50 to 100	80 to 160

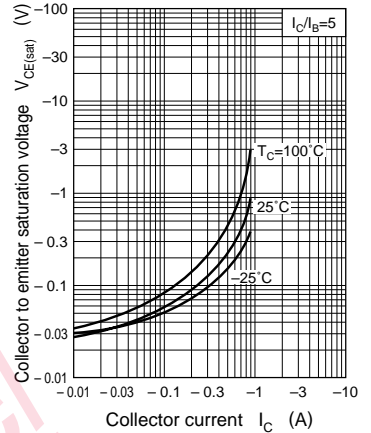
$P_C - T_a$



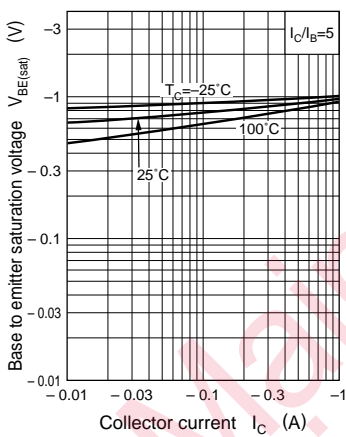
$I_C - V_{CE}$



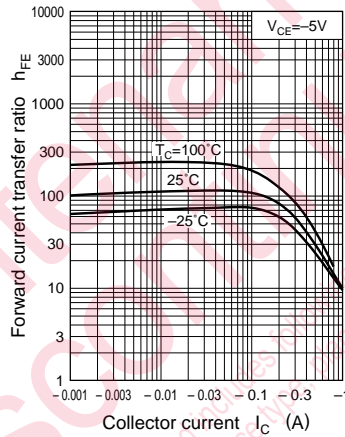
$V_{CE(sat)} - I_C$



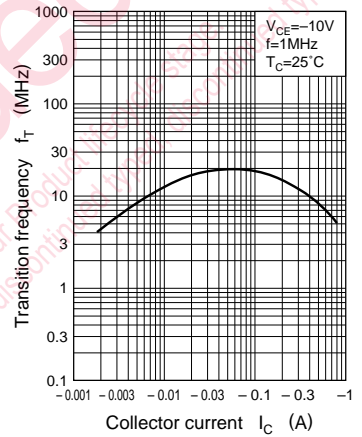
$V_{BE(sat)} - I_C$



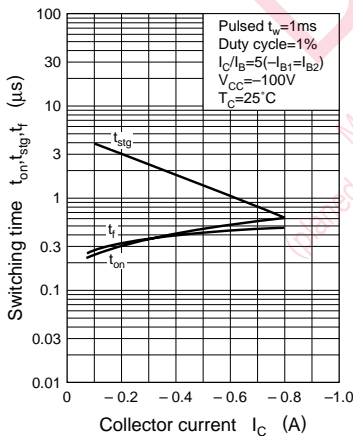
$h_{FE} - I_C$



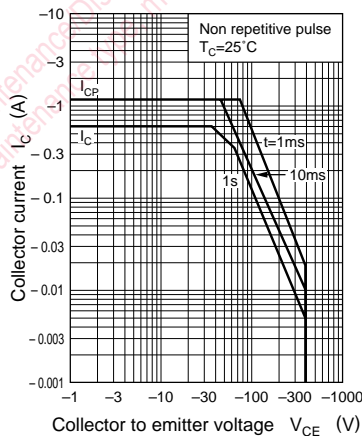
$f_T - I_C$

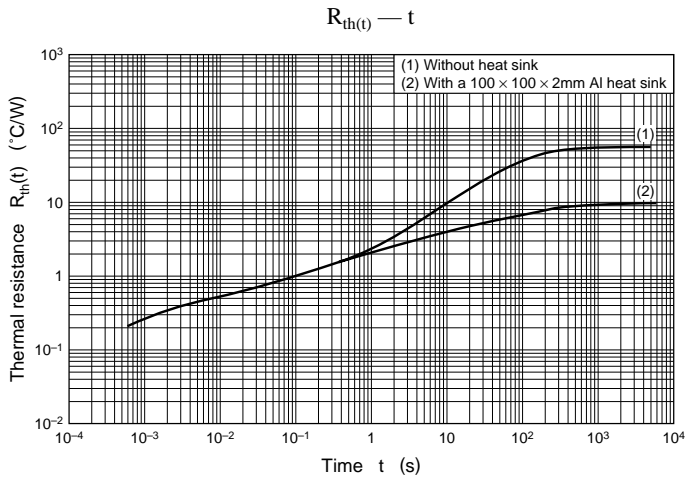


$t_{on}, t_{stg}, t_f - I_C$



Area of safe operation (ASO)





Maintenance/Discontinued

Maintenance/Discontinued includes following four Product lifecycle stage.
(planned maintenance type, maintenance type, planned discontinued type, discontinued type)

Request for your special attention and precautions in using the technical information and semiconductors described in this book

- (1) If any of the products or technical information described in this book is to be exported or provided to non-residents, the laws and regulations of the exporting country, especially, those with regard to security export control, must be observed.
- (2) The technical information described in this book is intended only to show the main characteristics and application circuit examples of the products, and no license is granted under any intellectual property right or other right owned by our company or any other company. Therefore, no responsibility is assumed by our company as to the infringement upon any such right owned by any other company which may arise as a result of the use of technical information described in this book.
- (3) The products described in this book are intended to be used for standard applications or general electronic equipment (such as office equipment, communications equipment, measuring instruments and household appliances).
Consult our sales staff in advance for information on the following applications:
 - Special applications (such as for airplanes, aerospace, automobiles, traffic control equipment, combustion equipment, life support systems and safety devices) in which exceptional quality and reliability are required, or if the failure or malfunction of the products may directly jeopardize life or harm the human body.
 - Any applications other than the standard applications intended.
- (4) The products and product specifications described in this book are subject to change without notice for modification and/or improvement. At the final stage of your design, purchasing, or use of the products, therefore, ask for the most up-to-date Product Standards in advance to make sure that the latest specifications satisfy your requirements.
- (5) When designing your equipment, comply with the range of absolute maximum rating and the guaranteed operating conditions (operating power supply voltage and operating environment etc.). Especially, please be careful not to exceed the range of absolute maximum rating on the transient state, such as power-on, power-off and mode-switching. Otherwise, we will not be liable for any defect which may arise later in your equipment.
 - Even when the products are used within the guaranteed values, take into the consideration of incidence of break down and failure mode, possible to occur to semiconductor products. Measures on the systems such as redundant design, arresting the spread of fire or preventing glitch are recommended in order to prevent physical injury, fire, social damages, for example, by using the products.
- (6) Comply with the instructions for use in order to prevent breakdown and characteristics change due to external factors (ESD, EOS, thermal stress and mechanical stress) at the time of handling, mounting or at customer's process. When using products for which damp-proof packing is required, satisfy the conditions, such as shelf life and the elapsed time since first opening the packages.
- (7) This book may be not reprinted or reproduced whether wholly or partially, without the prior written permission of Matsushita Electric Industrial Co., Ltd.