

**DK 3.34 Df 0.0037
@13GHz**

Tg (DSC) 185°C

**T288 (with copper)
>120min**

Applications
Network / Wireless

ICT Infrastructure Equipment, Supercomputer,
Measuring Instrument, Antenna (Base Station,
Automotive Millimeter-Wave Radar)

MEGTRON6

Laminate

R-5775(N)* R-5775(K) R-5775(G)

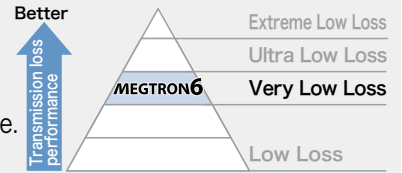
Prepreg

R-5670(N)* R-5670(K) R-5670(G)

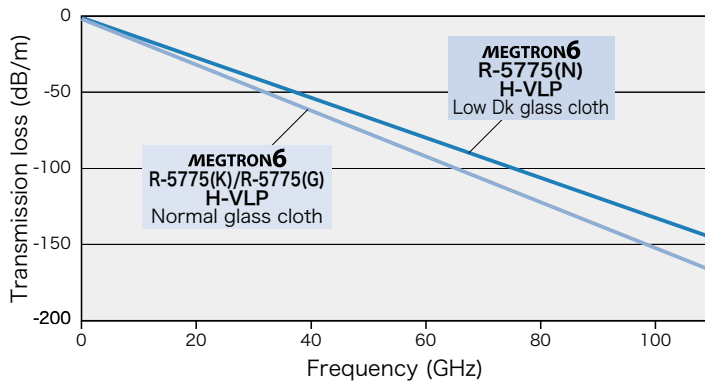
*Low Dk glass cloth type

Ultra-low transmission loss, highly heat-resistant multi-layer circuit board materials

The industry standard for high speed, ultra-low loss PCB material. Excellent HDI and thermal performance.



Frequency dependence by transmission loss



Heat resistance of high multi-layered

Result

Drill diameter	φ0.3mm	
Wall to wall distance	0.5mm	0.6mm
MEGTRON6 (Low Dk glass cloth)	pass	pass

Condition

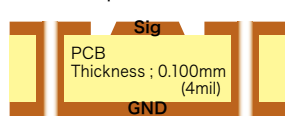
260°C reflow x 10times

Construction

32 Layers
Board thickness: 4.5mm

Construction

Microstrip line



Measurement	2 port S-Parameter
Frequency	10MHz-110GHz
De-embedded	TRL method
Measurement line	adjust to 50Ω(Zo)

Layer1: Signal line (line width: 270μm, Cu thickness: 24μm)

Layer2: GND plane (Cu thickness: 24μm)



General properties

Item	Test method	Condition	Unit	MEGTRON6 R-5775(N) Low Dk glass cloth	MEGTRON6 R-5775(K)/R-5775(G) Normal glass cloth
Tg	DSC	A	°C	185	185
CTE z-axis	IPC-TM-650 2.4.24	A	ppm/°C	45	45
				260	260
T288(with copper)	IPC-TM-650 2.4.24.1	A	min	>120	>120
Dk	Balanced-type circular disk resonator	C-24/23/50	-	3.34	3.62
Df				0.0037	0.0046
Peel strength*	1oz(35μm)	IPC-TM-650 2.4.8	A	kN/m	0.8

The sample thickness is 0.75mm.

* H-VLP Copper

Please see our website for Notes before you use.

The above data are typical values and not guaranteed values.

industrial.panasonic.com/ww/electronic-materials

Panasonic Industry MEGTRON6

Panasonic Industry Co., Ltd. Electronic Materials Business Division

© Panasonic Industry Co., Ltd. 202410