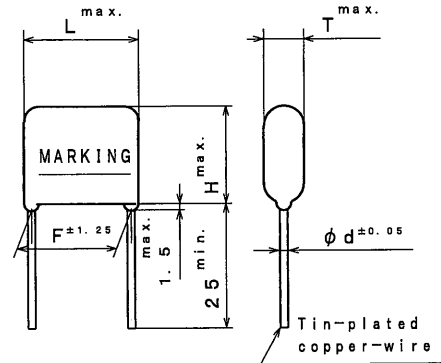


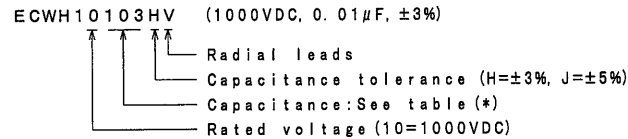
THIRD ANGLE PROJECTION

ITEM CODE	CAPACITANCE μF (*)	DIMENSIONS				
		L	T	H	F	d
ECWH10752 () V	0.0075 (752)	18.0	6.0	12.5	15.0	0.8
" 10822 () V	0.0082 (822)	"	"	"	"	"
" 10912 () V	0.0091 (912)	"	"	13.0	"	"
" 10103 () V	0.01 (103)	"	6.5	"	"	"
" 10113 () V	0.011 (113)	"	"	13.5	"	"
" 10123 () V	0.012 (123)	"	"	"	"	"
" 10133 () V	0.013 (133)	"	7.0	"	"	"
" 10153 () V	0.015 (153)	"	"	14.0	"	"
" 10163 () V	0.016 (163)	"	7.5	"	"	"
" 10183 () V	0.018 (183)	"	"	14.5	"	"
" 10203 () V	0.02 (203)	"	8.0	15.0	"	"
" 10223 () V	0.022 (223)	"	8.5	"	"	"
" 10243 () V	0.024 (243)	"	"	15.5	"	"
" 10273 () V	0.027 (273)	"	9.0	16.0	"	"
" 10303 () V	0.03 (303)	"	9.5	16.5	"	"
" 10333 () V	0.033 (333)	23.0	7.5	16.0	20.0	"
" 10363 () V	0.036 (363)	"	"	"	"	"
" 10393 () V	0.039 (393)	"	8.0	16.5	"	"
" 10433 () V	0.043 (433)	"	8.5	"	"	"
" 10473 () V	0.047 (473)	"	"	17.0	"	"
" 10513 () V	0.051 (513)	"	9.0	17.5	"	"
" 10563 () V	0.056 (563)	"	9.5	"	"	"
" 10623 () V	0.062 (623)	"	"	18.0	"	"
" 10683 () V	0.068 (683)	"	10.0	19.0	"	"
" 10753 () V	0.075 (753)	"	10.5	19.5	"	"
" 10823 () V	0.082 (823)	"	11.0	20.0	"	"
" 10913 () V	0.091 (913)	"	11.5	20.5	"	"
" 10104 () V	0.1 (104)	"	12.0	21.0	"	"

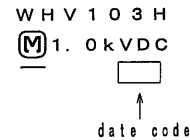


F: regulation of the root

ITEM CODE NUMBER STRUCTURE



(example)



CONSTRUCTION

The capacitor is of non-inductive construction, wound with metallized polypropylene film dielectric.
 The capacitor is enclosed in non-combustible epoxy resin and has two leads.

MARKING

Marking comprises capacitance, capacitance tolerance, rated voltage, manufacturer's trademark and type name "WHV" and manufacturer's date code.

PROPERTIES

Capacitance : See table at 1kHz
 Capacitance tolerance : ±3% (H), ±5% (J)
 Rated voltage : 1000VDC (Derating of rated voltage by 1.25%/°C at more than 85°C)
 Withstand voltage (terminal-terminal) : DC Rated voltage x 150% for 60s
 (terminal-enclosure) : 1500VAC for 60s
 Insulation resistance : 30,000MΩ or more, at 500VDC, 20°C for 60s
 Dissipation factor : 0.1% or less at 1kHz, 0.2% or less at 10kHz
 Category temperature range : From -40°C to +105°C (including temperature rise on unit surface)

DO NOT SCALE DRAWING

REVISIONS INDICATED BY Δ

ALL DIMENSIONS ARE IN MILLIMETERS

ALTERATION

ISSUE	DESCRIPTION	DATE
△	Company name changed	Apr. 1 2012
△	Company name changed	Apr. 1 2013
△	Company name changed	Apr. 1 2015

SPECIFICATIONS No.

Reference

DESIGN	<i>M. Yamaguchi</i>
CHECKED	<i>M. Yamaguchi</i>
APPROVAL	<i>Y. Takata</i>
ESTABLISHMENT	Mar. 18. 2010
TYPE NAME	
ECWH 10*** () V	
NAME METALLIZED POLYPROPYLENE CAPACITOR	
DRAWING NAME	
PRODUCT DRAWING	
DRAWING No.	
0020J-J-E (1/1)	

Toyama-Matsue Plant
 Device Solutions Business Division
 Panasonic Corporation