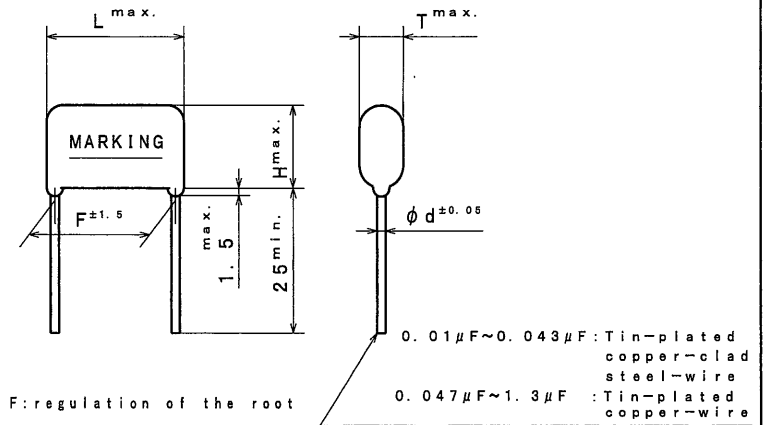
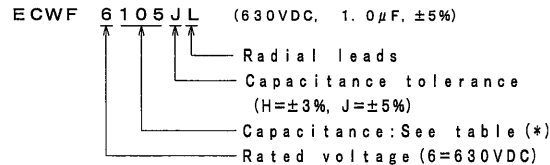


THIRD ANGLE PROJECTION

ITEM CODE	CAPACITANCE μF (*)	DIMENSIONS					ITEM CODE	CAPACITANCE μF (*)	DIMENSIONS				
		L	T	H	F	d			L	T	H	F	d
ECWF6103 () L	0.01 (103)	12.5	5.2	8.0	10.0	0.6	ECWF6274 () L	0.27 (274)	20.5	10.4	16.7	17.5	0.8
" 6113 () L	0.011 (113)	"	5.4	8.2	"	"	" 6304 () L	0.3 (304)	"	10.9	17.2	"	"
" 6123 () L	0.012 (123)	"	5.5	8.3	"	"	" 6334 () L	0.33 (334)	"	11.4	17.7	"	"
" 6133 () L	0.013 (133)	"	5.6	8.5	"	"	" 6364 () L	0.36 (364)	"	11.9	18.5	"	"
" 6153 () L	0.015 (153)	"	5.9	8.7	"	"	" 6394 () L	0.39 (394)	"	12.4	19.0	"	"
" 6163 () L	0.016 (163)	"	6.0	8.9	"	"	" 6434 () L	0.43 (434)	"	13.0	19.5	"	"
" 6183 () L	0.018 (183)	"	6.2	9.1	"	"	" 6474 () L	0.47 (474)	"	13.5	20.1	"	"
" 6203 () L	0.02 (203)	"	6.5	9.3	"	"	" 6514 () L	0.51 (514)	28.0	11.1	17.3	25.0	"
" 6223 () L	0.022 (223)	"	6.2	9.0	"	"	" 6564 () L	0.56 (564)	"	11.6	17.8	"	"
" 6243 () L	0.024 (243)	"	6.4	9.2	"	"	" 6624 () L	0.62 (624)	"	12.1	18.7	"	"
" 6273 () L	0.027 (273)	13.0	6.6	9.5	"	0.8	" 6684 () L	0.68 (684)	"	12.7	19.3	"	"
" 6303 () L	0.03 (303)	"	6.9	9.7	"	"	" 6754 () L	0.75 (754)	"	13.3	19.9	"	"
" 6333 () L	0.033 (333)	"	7.1	10.0	"	"	" 6824 () L	0.82 (824)	"	13.9	20.5	"	"
" 6363 () L	0.036 (363)	"	7.3	10.2	"	"	" 6914 () L	0.91 (914)	"	14.6	21.2	"	"
" 6393 () L	0.039 (393)	"	7.6	10.4	"	"	" 6105 () L	1.0 (105)	"	15.5	22.3	"	"
" 6433 () L	0.043 (433)	"	7.9	10.7	"	"	" 6115 () L	1.1 (115)	"	16.3	23.0	"	"
" 6473 () L	0.047 (473)	15.5	6.4	10.8	12.5	"	" 6125 () L	1.2 (125)	"	17.0	23.7	"	"
" 6513 () L	0.051 (513)	"	6.6	11.0	"	"	" 6135 () L	1.3 (135)	"	17.6	24.4	"	"
" 6563 () L	0.056 (563)	"	6.8	11.2	"	"							
" 6623 () L	0.062 (623)	"	7.1	11.5	"	"							
" 6683 () L	0.068 (683)	"	7.4	11.8	"	"							
" 6753 () L	0.075 (753)	"	7.7	12.1	"	"							
" 6823 () L	0.082 (823)	"	8.0	12.4	"	"							
" 6913 () L	0.091 (913)	"	8.3	12.7	"	"							
" 6104 () L	0.1 (104)	18.0	7.7	12.1	15.0	"							
" 6114 () L	0.11 (114)	"	8.0	12.4	"	"							
" 6124 () L	0.12 (124)	"	8.3	12.7	"	"							
" 6134 () L	0.13 (134)	"	8.5	13.0	"	"							
" 6154 () L	0.15 (154)	"	9.1	13.5	"	"							
" 6164 () L	0.16 (164)	"	9.3	13.8	"	"							
" 6184 () L	0.18 (184)	"	9.8	14.2	"	"							
" 6204 () L	0.2 (204)	"	10.3	14.7	"	"							
" 6224 () L	0.22 (224)	"	10.8	15.5	"	"							
" 6244 () L	0.24 (244)	"	11.2	15.9	"	"							

ITEM CODE NUMBER STRUCTURE



CONSTRUCTION

The capacitor is of non-inductive construction, wound with metallized polypropylene film dielectric.  
 The capacitor is enclosed in non-combustible epoxy resin and has two leads.

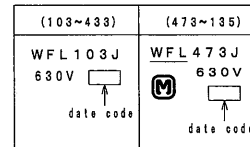
MARKING

Marking comprises capacitance, capacitance tolerance, rated voltage, manufacturer's trademark, type name "WFL" and manufacturer's date code.

PROPERTIES

- Capacitance: See table at 1kHz
- Capacitance tolerance: ±3% (H), ±5% (J)
- Rated voltage: 630VDC
- Withstand voltage: Rated voltage x 150% for 60s
- Insulation resistance: C ≤ 0.33 μF : ≥ 9,000 Ω } at 500VDC, 20°C for 60s  
 C > 0.33 μF : ≥ 3,000 Ω · μF
- Dissipation factor: ≤ 0.05% at 1kHz, 20°C
- Category temperature range: From -40°C to +105°C (including temperature rise on unit surface)

(example)



\*The marking of 'WFL' with the underline means that the copper wire is used for the lead wire, while the one without the underline means that tinned copper clad-steel wire is used.

ALTERATION		
ISSUE	DESCRIPTION	DATE
1	Company name changed	Oct. 1 2004
2	Company name changed	Apr. 1 2005
3	Company name changed	Apr. 1 2006
4	Company name changed	Apr. 1 2008
5	Company name changed	Apr. 1 2012
6	Company name changed	Apr. 1 2013
7	Company name changed	Apr. 1 2015

SPECIFICATIONS No.

Reference

DESIGN	<i>M. Yamamoto</i>
CHECKED	<i>M. Yamamoto</i>
APPROVAL	<i>Y. Taketo</i>
ESTABLISHMENT	Feb. 3, 2003
TYPE NAME	ECWF 6*** () L
NAME	METALLIZED POLYPROPYLENE CAPACITOR
DRAWING NAME	PRODUCT DRAWING
DRAWING No.	3017J-J-E (1/1)

Toyama-Matsuo Plant  
 Device Solutions Business Division  
 Panasonic Corporation