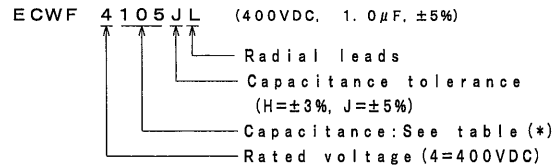


THIRD ANGLE PROJECTION

ITEM CODE	CAPACITANCE μF (*)	DIMENSIONS					ITEM CODE	CAPACITANCE μF (*)	DIMENSIONS				
		L	T	H	F	d			L	T	H	F	d
ECWF4223 () L	0.022 (223)	12.5	5.8	8.6	10.0	0.6	ECWF4244 () L	0.24 (244)	18.0	8.3	13.0	15.0	0.8
" 4243 () L	0.024 (243)	"	6.0	8.8	"	"	" 4274 () L	0.27 (274)	"	8.8	13.4	"	"
" 4273 () L	0.027 (273)	"	6.2	9.0	"	"	" 4304 () L	0.3 (304)	"	9.2	13.9	"	"
" 4303 () L	0.03 (303)	"	6.4	9.3	"	"	" 4334 () L	0.33 (334)	"	9.6	14.3	"	"
" 4333 () L	0.033 (333)	"	6.7	9.5	"	"	" 4364 () L	0.36 (364)	"	9.9	14.7	"	"
" 4363 () L	0.036 (363)	"	5.7	8.4	"	"	" 4394 () L	0.39 (394)	"	10.3	15.1	"	"
" 4393 () L	0.039 (393)	"	5.8	8.6	"	"	" 4434 () L	0.43 (434)	"	10.7	15.6	"	"
" 4433 () L	0.043 (433)	"	6.0	8.8	"	"	" 4474 () L	0.47 (474)	"	11.2	16.1	"	"
" 4473 () L	0.047 (473)	"	6.2	9.0	"	"	" 4514 () L	0.51 (514)	20.5	10.3	16.8	17.5	"
" 4513 () L	0.051 (513)	"	6.4	9.2	"	"	" 4564 () L	0.56 (564)	"	10.7	17.3	"	"
" 4563 () L	0.056 (563)	"	6.6	9.4	"	"	" 4624 () L	0.62 (624)	"	11.3	17.9	"	"
" 4623 () L	0.062 (623)	13.0	6.8	9.6	"	0.8	" 4684 () L	0.68 (684)	"	11.8	18.5	"	"
" 4683 () L	0.068 (683)	"	7.0	9.9	"	"	" 4754 () L	0.75 (754)	"	12.3	19.1	"	"
" 4753 () L	0.075 (753)	"	7.3	10.1	"	"	" 4824 () L	0.82 (824)	23.0	11.8	18.5	20.0	"
" 4823 () L	0.082 (823)	"	7.5	10.4	"	"	" 4914 () L	0.91 (914)	"	12.4	19.2	"	"
" 4913 () L	0.091 (913)	"	7.8	10.7	"	"	" 4105 () L	1.0 (105)	"	13.0	19.8	"	"
" 4104 () L	0.1 (104)	15.5	6.5	11.0	12.5	"	" 4115 () L	1.1 (115)	"	13.6	20.5	"	"
" 4114 () L	0.11 (114)	"	6.8	11.3	"	"	" 4125 () L	1.2 (125)	28.0	12.3	19.1	25.0	"
" 4124 () L	0.12 (124)	"	7.0	11.5	"	"	" 4135 () L	1.3 (135)	"	12.8	19.6	"	"
" 4134 () L	0.13 (134)	"	7.2	11.8	"	"	" 4155 () L	1.5 (155)	"	13.7	20.7	"	"
" 4154 () L	0.15 (154)	"	7.6	12.2	"	"	" 4165 () L	1.6 (165)	"	14.2	21.2	"	"
" 4164 () L	0.16 (164)	"	7.8	12.4	"	"	" 4185 () L	1.8 (185)	"	15.2	22.2	"	"
" 4184 () L	0.18 (184)	"	8.2	12.8	"	"	" 4205 () L	2.0 (205)	"	16.0	23.1	"	"
" 4204 () L	0.2 (204)	"	8.6	13.3	"	"	" 4225 () L	2.2 (225)	"	16.8	24.0	"	"
" 4224 () L	0.22 (224)	"	9.0	13.6	"	"	" 4245 () L	2.4 (245)	"	17.5	24.8	"	"

ITEM CODE STRUCTURE



CONSTRUCTION

The capacitor is of non-inductive construction, wound with metallized polypropylene film dielectric.
The capacitor is enclosed in non-combustible epoxy resin and has two leads.

MARKING

Marking comprises capacitance, capacitance tolerance, rated voltage, manufacturer's trademark, type name "WFL" and manufacturer's date code.

PROPERTIES

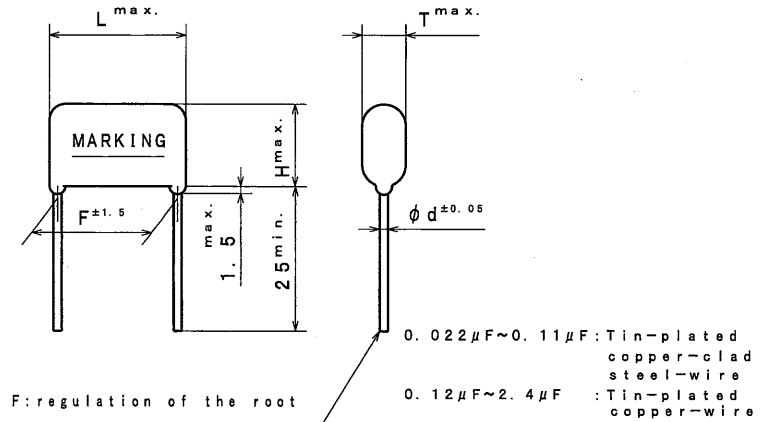
- Capacitance : See table at 1kHz
- Capacitance tolerance : ±3% (H), ±5% (J)
- Rated voltage : 400VDC
- Withstand voltage : Rated voltage x 150% for 60s
- Insulation resistance : C ≤ 0.33μF : ≥ 9,000MΩ
: C > 0.33μF : ≥ 3,000MΩ·μF } at 100VDC, 20°C for 60s
- Dissipation factor : ≤ 0.05% at 1kHz, 20°C
- Category temperature range : From -40°C to +105°C (including temperature rise on unit surface)

DO NOT SCALE DRAWING REVISIONS INDICATED BY Δ ALL DIMENSIONS ARE IN MILLIMETERS

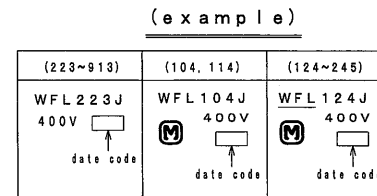
ALTERATION

ISSUE	DESCRIPTION	DATE
Δ	Company name changed	Oct. 1 2004
Δ	Company name changed	Apr. 1 2005
Δ	Company name changed	Apr. 1 2006
Δ	Company name changed	Apr. 1 2008
Δ	Company name changed	Apr. 1 2012
Δ	Company name changed	Apr. 1 2013
Δ	Company name changed	Apr. 1 2015

SPECIFICATIONS No.



Reference



*The marking of 'WFL' with the underline means that the copper wire is used for the lead wire, while the one without the underline means that tinned copper clad-steel wire is used.

DESIGN	<i>M. Yamaguchi</i>
CHECKED	<i>M. Yamaguchi</i>
APPROVAL	<i>M. Yamaguchi</i>
ESTABLISHMENT	Feb. 3, 2003
TYPE NAME	ECWF 4*** () L
NAME	METALLIZED POLYPROPYLENE CAPACITOR
DRAWING NAME	PRODUCT DRAWING
DRAWING No.	3010J-J-E (1/1)

Toyama-Matsue Plant
Device Solutions Business Division
Panasonic Corporation