

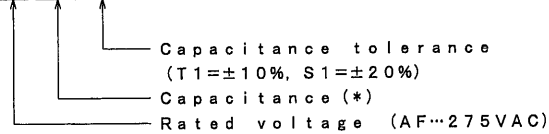
THIRD ANGLE PROJECTION

Type designation	Part No.	Cap. ( * )		Dimensions						
		( $\mu$ F)	( * )	L	T	H	F	d	P	Q
ECQUA	ECQUAAF104**	0.1	(104)	17.5	5.0	12.0	15.0	0.6	0 $\pm$ 0.8	1.3
"	" AF154**	0.15	(154)	"	6.0	13.0	"	"	"	"
"	" AF224**	0.22	(224)	"	7.5	14.0	"	"	"	"
"	" AF334**	0.33	(334)	"	9.0	16.0	"	"	"	"
"	" AF474**	0.47	(474)	26.0	8.5	15.0	22.5	0.8	"	1.8
"	" AF684**	0.68	(684)	"	10.0	17.0	"	"	"	"
"	" AF105**	1.0	(105)	"	12.0	19.0	"	"	"	"
"	" AF155**	1.5	(155)	31.0	12.0	22.0	27.5	"	"	"
"	" AF225**	2.2	(225)	"	14.5	24.5	"	"	"	"
"	" AF335**	3.3	(335)	"	19.0	29.0	"	"	"	"
"	" AF475**	4.7	(475)	"	23.0	33.0	"	"	"	"

T1=±10% (K)  
S1=±20% (M)

ITEM CODE NUMBER STRUCTURE

ECQUA AF 104 S1 (275VAC, 0.1 $\mu$ F, ±20%)



PACKING QUANTITY

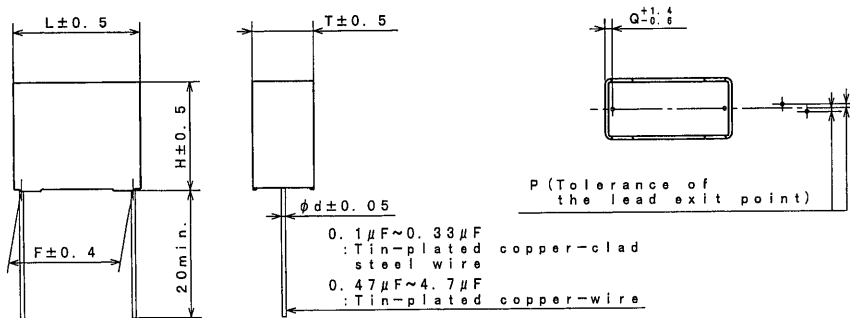
Capacitance range ( $\mu$ F)	Quantity (pcs.)
0.1 ~ 0.15	1500
0.22	1200
0.33	1000
0.47	600
0.68	500
1.0	300
1.5, 2.2	200
3.3	150
4.7	100

For Automotive

Reference

QUANTITY of MINIMUM ORDER

Capacitance range ( $\mu$ F)	Quantity (pcs.)
0.1 ~ 0.33	1000
0.47	600
0.68	500
1.0	300
1.5, 2.2	200
3.3	150
4.7	100



F: Regulation of the root

DO NOT SCALE DRAWING

REVISIONS INDICATED BY  $\Delta$

ALL DIMENSIONS ARE IN MILLIMETERS

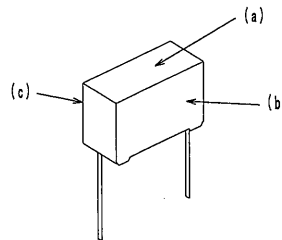
ALTERATION		
ISSUE	DESCRIPTION	DATE
SPECIFICATIONS No.		

DESIGN	<i>M. Higashimura</i>
CHECKED	<i>K. Takemitsu</i>
APPROVAL	<i>M. Suwaga</i>
ESTABLISHMENT	July 5, 2018
TYPE NAME	ECQUAAF***T1 ECQUAAF***S1
NAME	Safety Standard approval Metallized Capacitor
DRAWING NAME	PRODUCT DRAWING
DRAWING No.	H002B-J-E (1/2)

Toyama-Matsue Plant  
Device Solutions Business Division  
Panasonic Corporation

THIRD ANGLE PROJECTION

(a) SIDE	(b) or (c) SIDE



(Note) Only  $\pm 10\%$  as capacitance tolerance to be marked as "K"

Note When applying for the agency, designate the capacitor in the following form, "ECQUA, 0.33 $\mu$ F"  
The part number need not be specified.

North America UL60384-14  
CAN/CSA-E60384-14

Europe IEC60384-14  
EN60384-14

CLASS X2

CONSTRUCTION

The capacitor is of non-inductive construction, wound with metallized polypropylene film dielectric.  
The capacitor is enclosed in non-combustible polybutylene terephthalate case, filled with non-combustible epoxy resin and has two leads.

MARKING

Marking comprises capacitance, capacitance tolerance (K only), rated voltage, type designation, capacitor classification, manufacturer's trademark, recognition mark and date code.

PROPERTIES

Capacitance	: See table	at 1kHz
Capacitance tolerance	: $\pm 10\%$ (K), $\pm 20\%$ (M)	at 1kHz
Rated voltage	: 275VAC	
Withstand voltage (terminal-terminal)	: 633VAC or 1183VDC	} for 60s
(terminal-enclosure)	: 2050VAC	
Insulation resistance	: $\geq 15000\text{M}\Omega$ ( $C \leq 0.33\mu\text{F}$ )	} at 100VDC for 60s, 20°C
	: $\geq 5000\text{M}\Omega \cdot \mu\text{F}$ ( $C > 0.33\mu\text{F}$ )	
	: $\geq 2000\text{M}\Omega$ ( $C \leq 0.47\mu\text{F}$ )	
Dissipation factor	: $\leq 0.1\%$ ( $C \leq 1.0\mu\text{F}$ )	} at 1kHz, 20°C
	: $\leq 0.2\%$ ( $C > 1.0\mu\text{F}$ )	
Category temperature range	: From -40°C to +110°C	

Reference

TYPE NAME	ECQUAAF***T1 ECQUAAF***S1
DRAWING No.	H002B-J-E (2/2)

Toyama-Matsue Plant  
Device Solutions Business Division  
Panasonic Corporation

DO NOT SCALE DRAWING

REVISIONS INDICATED BY Δ

ALL DIMENSIONS ARE IN MILLIMETERS