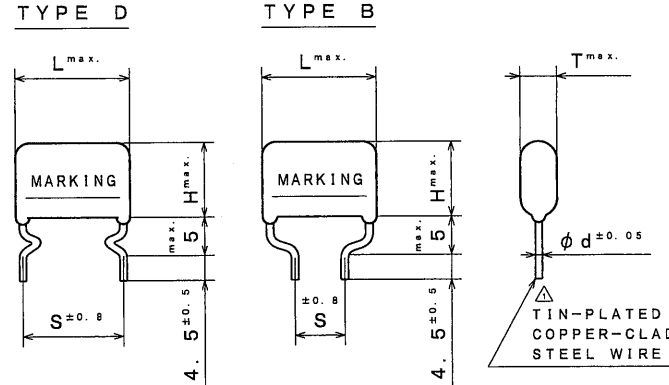


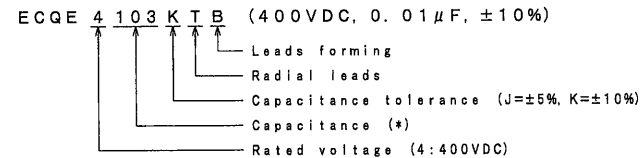
THIRD ANGLE PROJECTION

ITEM CODE	RATED VOLTAGE	CAP. $\mu$ F ( * )	DIMENSIONS						MARKING STYLE	FORMING TYPE
			L	T	H	S	d			
ECQE4103 ( ) TB	400VDC	0.01 (103)	10.8	4.3	7.4	7.5	0.6	1	D	
" 4123 ( ) TB	"	0.012 (123)	"	"	"	"	"	"	"	
" 4153 ( ) TB	"	0.015 (153)	"	"	"	"	"	"	"	
" 4183 ( ) TB	"	0.018 (183)	"	"	"	"	"	"	"	
" 4223 ( ) TB	"	0.022 (223)	"	4.8	7.9	"	"	"	"	
" 4273 ( ) TB	"	0.027 (273)	"	5.5	8.0	"	"	"	"	
" 4333 ( ) TB	"	0.033 (333)	"	6.0	9.0	"	"	"	"	
" 4393 ( ) TB	"	0.039 (393)	12.5	4.9	8.0	10.0	"	"	"	
" 4473 ( ) TB	"	0.047 (473)	"	5.0	8.3	"	"	"	"	
" 4563 ( ) TB	"	0.056 (563)	"	"	10.0	"	"	"	"	
" 4683 ( ) TB	"	0.068 (683)	"	5.4	10.5	"	"	"	"	
" 4823 ( ) TB	"	0.082 (823)	"	5.8	11.0	"	"	"	"	
" 4104 ( ) TB	"	0.1 (104)	"	6.3	12.0	"	"	"	"	
" 4124 ( ) TB	"	0.12 (124)	19.0	5.0	10.0	"	"	2	B	
" 4154 ( ) TB	"	0.15 (154)	"	"	12.4	"	"	"	"	
" 4184 ( ) TB	"	0.18 (184)	"	5.4	12.5	"	"	"	"	
" 4224 ( ) TB	"	0.22 (224)	"	5.9	13.0	"	"	"	"	
" 4274 ( ) TB	"	0.27 (274)	"	6.5	14.3	"	0.8	"	"	
" 4334 ( ) TB	"	0.33 (334)	"	7.0	14.9	"	"	"	"	
" 4394 ( ) TB	"	0.39 (394)	"	7.5	15.4	"	"	"	"	
" 4474 ( ) TB	"	0.47 (474)	"	7.8	17.0	"	"	"	"	
" 4564 ( ) TB	"	0.56 (564)	26.5	6.5	16.0	15.0	"	"	"	
" 4684 ( ) TB	"	0.68 (684)	"	7.0	16.5	"	"	"	"	
" 4824 ( ) TB	"	0.82 (824)	"	7.9	17.3	"	"	"	"	
" 4105 ( ) TB	"	1.0 (105)	"	8.5	18.0	"	"	"	"	
" 4125 ( ) TB	"	1.2 (125)	"	9.5	18.9	"	"	"	"	
" 4155 ( ) TB	"	1.5 (155)	31.5	"	19.0	22.5	"	"	"	
" 4185 ( ) TB	"	1.8 (185)	"	11.0	20.5	"	"	"	"	
" 4225 ( ) TB	"	2.2 (225)	"	"	22.0	"	"	"	"	

TOL. SYMBOL (J or K)



ITEM CODE NUMBER STRUCTURE



ALTERATION		
ISSUE	DESCRIPTION	DATE
△	Modification	Jun. 20 2002
△	Company name changed	Oct. 1 2004
△	Company name changed	Apr. 1 2005
△	Company name changed	Apr. 1 2006
△	Correction: category temperature range (-40°C~+85°C~-40°C~+105°C) Addition: rated voltage (Derating of rated voltage by 1.25%/°C at more than 85°C) Company name changed	Apr. 1 2008
△	Company name changed	Apr. 1 2012
△	Company name changed	Apr. 1 2013
△	Company name changed	Apr. 1 2015

SPECIFICATIONS No.

CONSTRUCTION

The capacitor is of non-inductive construction, wound with metallized polyester film dielectric.  
The capacitor is enclosed in non-combustible epoxy resin and has two leads.

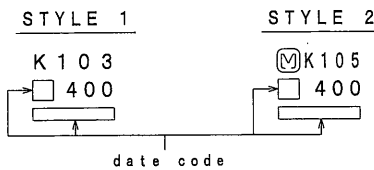
MARKING

Marking comprises capacitance, capacitance tolerance, rated voltage, manufacturer's trademark (STYLE 2 only) and date code.

PROPERTIES

Capacitance : See table at 1kHz  
 Capacitance tolerance :  $\pm$ 5% (J),  $\pm$ 10% (K) at 1kHz  
 Rated voltage : 400VDC △ (Derating of rated voltage by 1.25%/°C at more than 85°C)  
 Withstand voltage : 400VDC x 150% for 60s  
 Insulation resistance :  $\geq$ 9000M $\Omega$  (C $\leq$ 0.33 $\mu$ F) at 100VDC, 20°C for 60s  
 :  $\geq$ 3000M $\Omega$ · $\mu$ F (C>0.33 $\mu$ F) at 100VDC, 20°C for 60s  
 Dissipation factor :  $\leq$ 1.0% at 1kHz, 20°C  
 Category temperature range : △ From -40°C to +105°C (including temperature rise on unit surface)

MARKING EXAMPLE



Reference

DESIGN	<i>M. Nakano</i>
CHECKED	<i>K. Osaki</i>
APPROVAL	<i>T. Takata</i>
ESTABLISHMENT	Mar. 7. 2002
TYPE NAME	ECQE4*** ( ) TB
NAME	Metallized Polyester Film Capacitor
DRAWING NAME	PRODUCT DRAWING
DRAWING No.	2036M-J-E (1/1)

Toyama-Matsue Plant  
Device Solutions Business Division  
Panasonic Corporation