


High precision High precision thick film type

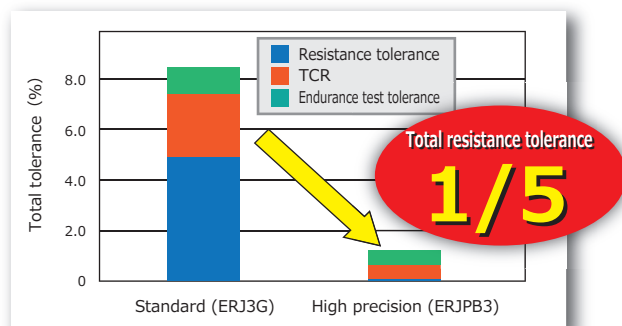
High precision
Low TCR
Anti solder joint crack
AEC-Q200

ERJPB series



Same tolerance level as thin film

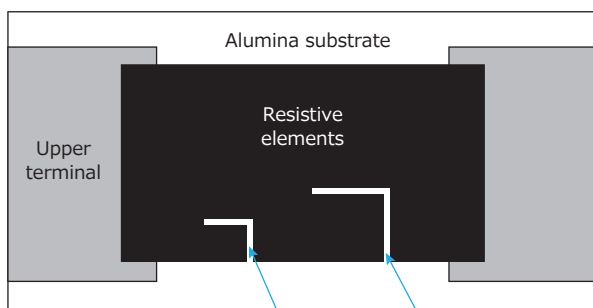
- ✓ Resistance tolerance $\pm 0.1\%$
- ✓ TCR $\pm 50 \text{ ppm}/^\circ\text{C}$
- ✓ Endurance test tolerance $\pm 0.5\%$



Cut the total tolerance to 1/5

1. Design margin securing
2. Improvement of reliability
3. Cost saving for IC by reducing correction circuit

Point Achieved high precision resistance tolerance : $\pm 0.1\%$ by unique resistive material and trimming



By unique "Double L-shaped trimming" process, we can make slight adjustments of resistance value.
(2nd small L-shaped trimming has low adjustment rate)

Specifications

Part No.	Size (inch)	Power rating (W)	Limiting element voltage (V)	Resistance tolerance (%)	Resistance range (Ω)	TCR ($\times 10^{-6} / ^\circ\text{C}$)	Category temp. range ($^\circ\text{C}$)
ERJPB3B	0603	0.20	150	$\pm 0.1, \pm 0.5$	200 to 100 k	± 50	-55 ~ 155
ERJPB6B	0805	0.25	150	$\pm 0.1, \pm 0.5$	200 to 1M	± 50	

Please visit our website for details !

