

Cleaning Agent for Plastic Injection Molding Machines

***AMTECLEAN A* Series**

AMTEC Co., Ltd.

Characteristics of “AMTECLEAN A”

Clean Almost Thermoplastics

“AMTECLEAN A” with feature four grades corresponds almost thermoplastics (commodity plastics ~ super-engineering plastics)

Have High Cleaning Power

Remarkable material construction of “AMTECLEAN A” makes it possible to clean the inside of cylinder, nozzle and dies very much.

Simplify Operating Style

High cleaning power of “AMTECLEAN A” saves the amount of using and simplifies cleaning operation style.

Quickly Change Resin or Color

Because of very few remaining of “AMTECLEAN A” in the cylinder after cleaning , quickly resin change or color change is achieved.

Reduce Total Cost

Using “AMTECLEAN A” reduce the total cost (material costs , work expense and so on) of resin change or color change operations.

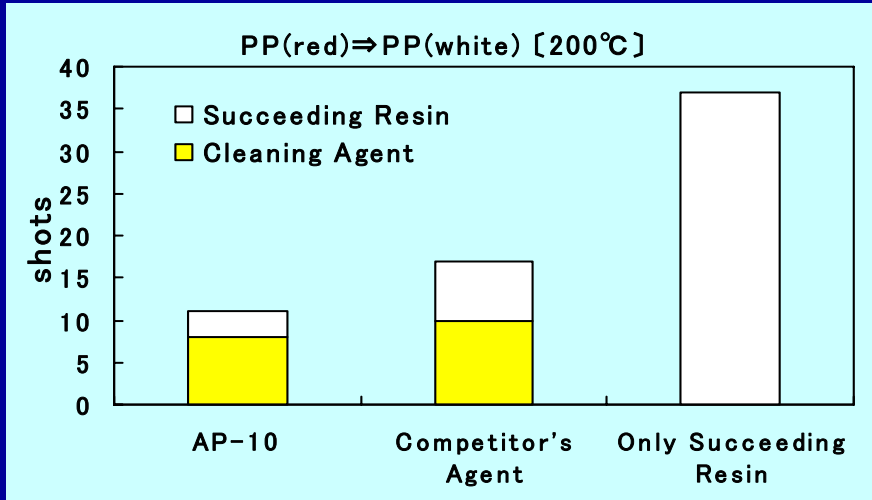
Grade Lists

Name	Using Temperature	Application Resins
AP-10	180 ~ 250°C	【Commodity Plastics】 PP・PS・ABS・PE・POM・PA・etc.
AP-21	250 ~ 320°C	【Engineering Plastics】 PA・PBT・Modified PPE・PC・etc.
AP-22	230 ~ 370°C	【Heatproof Commodity Plastics ~ Super-engineering Plastics】 ABS・PE・PA・PBT・PC・Modified PPE・ PPS・LCP・PES・PEEK・etc.

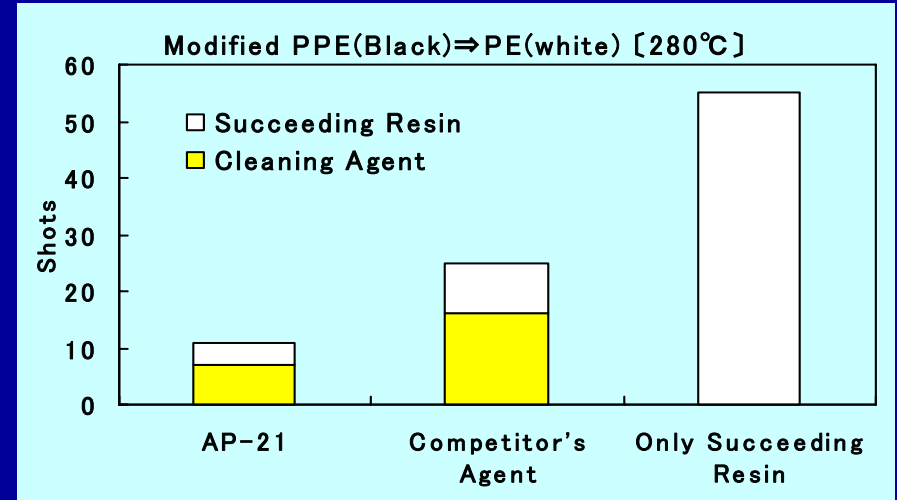
- The shape of “**AMTECLEAN A**” is a state of the pellet.
- “**AMTECLEAN A**” is 25kg with the paper bag stuff.
- “**AMTECLEAN A**” is used for general injection molding machines, and not to be able to use in extrusion molding machines or hot-runner type molding machines.
- Because each material composition of “**AMTECLEAN A**” is different, the effect of cleaning at the same temperature is different though there are repetition parts in the using temperature in **AP-21**, **AP-22** and **AP-23**.

Examples of Use Effect


【AP-10】—case of color change



【AP-21】—case of resin change



【AP-22】—case of resin change



Cleaning Procedure by “AMTECLEAN A”

End of molding with the preceding resin

⇒ The temperature of the cylinder need not be basically changed.

Hopper cleaning

⇒ You'll confirm that there is no residual pellets in the hopper.

Turning on “AMTECLEAN A”
in the hopper

⇒ The amount of use of “AMTECLEAN A” changes according to the state of the molding machine, temperature, resin grade and resin color.

⇒ It is necessary to confirm the amount of the best use to prior.

Continuously purging
from the nozzle point

⇒ You'll need not “AMTECLEAN A” stay in the cylinder.

⇒ You'll confirm that there is no preceding resin in the purged resin.

Turning on the succeeding
resin in the hopper

⇒ You'll confirm that there is no “AMTECLEAN A” in the hopper.

Continuously purging
from the nozzle point

⇒ You'll confirm that there is no “AMTECLEAN A” in the purged resin.

Start of molding with the succeeding resin

⇒ You'll distinguish so that the purged resin should not mix with the products beforehand and abandons it.

Cleaning Process

- Various data in this report is based on our experiments, and not absolute. So we don't guarantee it.
- Though "AMTECLEAN A" demonstrates the effect of cleaning in wide use conditions, the effect and the necessary amount of "AMTECLEAN A" might be different according to the difference of use conditions (temperature, resin grade, molding machine, etc.).
- Please confirm MSDS of "AMTECLEAN A" for using it correctly.

AMTEC Co.,Ltd.

3-1-1 Inazu-cho, Toyonaka City, Osaka 561-0854, Japan

Tel +81-6-6866-8508

Fax +81-6-6864-1446