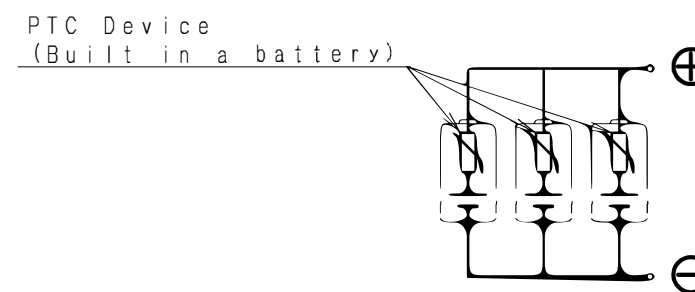
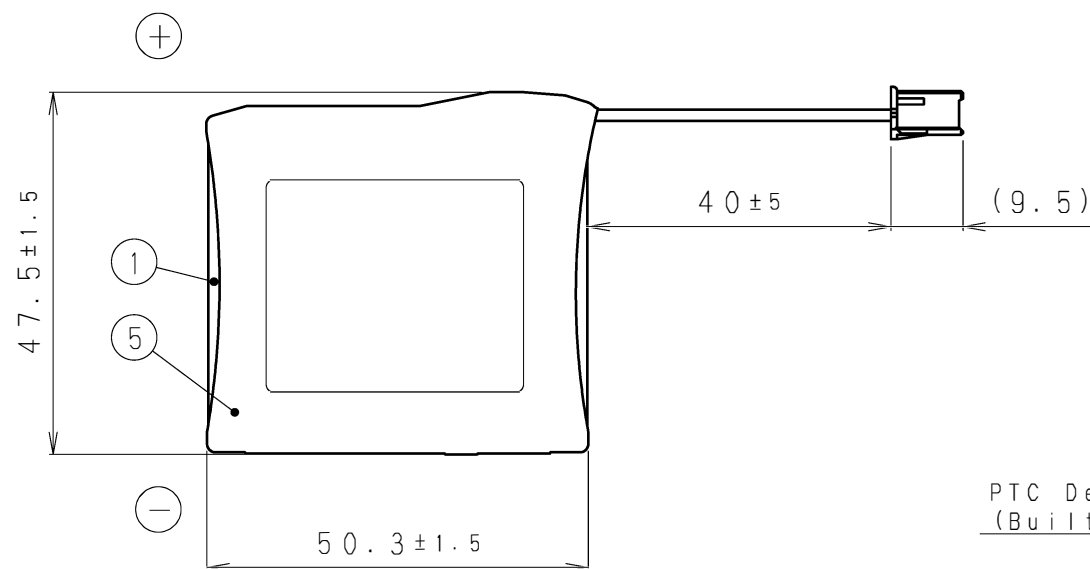
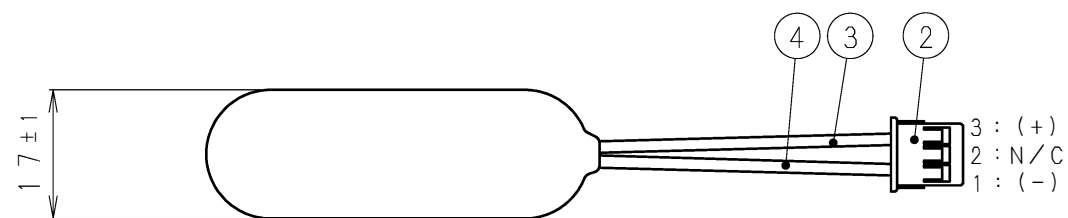


未量産品 / Under development

量産スケジュールについては当社にお問合せ下さい / Please consult Panasonic as for Mass production schedule.  
As of April, 2020.



CIRCUIT DIAGRAM  
[回路図]

No	CONTENTS [内容]	
①	BATTERY [素電池]	CR-AGD : PANASONIC YELLOW-GREEN 3-BATTERIES PARALLEL [3本並列]
②	CONNECTOR [コネクタ]	JST [日本圧着端子製造]
	HOUSING [ハウジング]	XAP-03V-1
	TERMINAL [ターミナル]	SXA-001T-P0.6 : TIN PLATING [Snめっき]
③	(+) LEAD WIRE [(+) リード線]	UL AWM3385 AWG22 : RED
④	(-) LEAD WIRE [(-) リード線]	UL AWM3385 AWG22 : BLACK
⑤	OUTER TUBE [外装チューブ]	HEAT SHRINKABLE TUBE [熱収縮チューブ]
⑥	LABEL [ラベル]	PET

NOTE [注記]  
1. NOMINAL VOLTAGE : 3V [公称電圧 : 3V]  
2. ( ) : REFERENCE DIMENSION AND ANGLE [ ( ) 寸法、角度は参考値]

PRODUCT NO.	CR-AGDx3P (V)	SCALE
		1 : 1
DRAWING NO.	PC-CR-AGDx3P (V)	UNIT : mm