

Taping type			
Shape	Name	Specification	Taping style
Radial type	Standard taping	5 mm lead spacing with 12.7 mm body width	AD, AS, AB
	Odd size taping (I)	5, 7.5 mm lead spacing with 15 mm & up body width	B, C, D, E, F
	Odd size taping (II)	Other than above	Please consult
Chip type	Embossed taping	Apply for chip type	carrier tape : 8, 12, 16, 24 mm

Radial type taping

● Standard taping

Unit : mm

	<div>Style AD</div>	<div>Style AS</div>	<div>Style AB</div>
P	12.7	12.7	12.7
P ₀	12.7	12.7	12.7
F	5.0	5.0	5.0
H ₀	16.0	(H)18.0-20.0	16.0
H ₁	34.0 max.	34.0 max.	34.0 max.

Note : H₁ dimension is based on insertion machine “Panasert RH series” made by Panasonic.
Consult with Panasonic technical staff when using other insertion machines.

● Odd size taping (I)

Unit : mm

	<div>Style B</div>	<div>Style C</div>	<div>Style D</div>
P	15.0	25.4	15.0
P ₀	15.0	12.7	15.0
F	5.0	5.0	7.5
H ₀	16.0	16.0	16.0
H ₁	39.0 max.	39.0 max.	44.0 max.

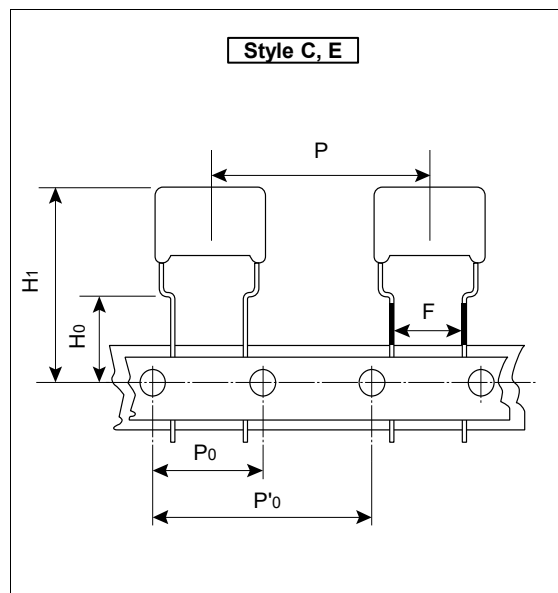
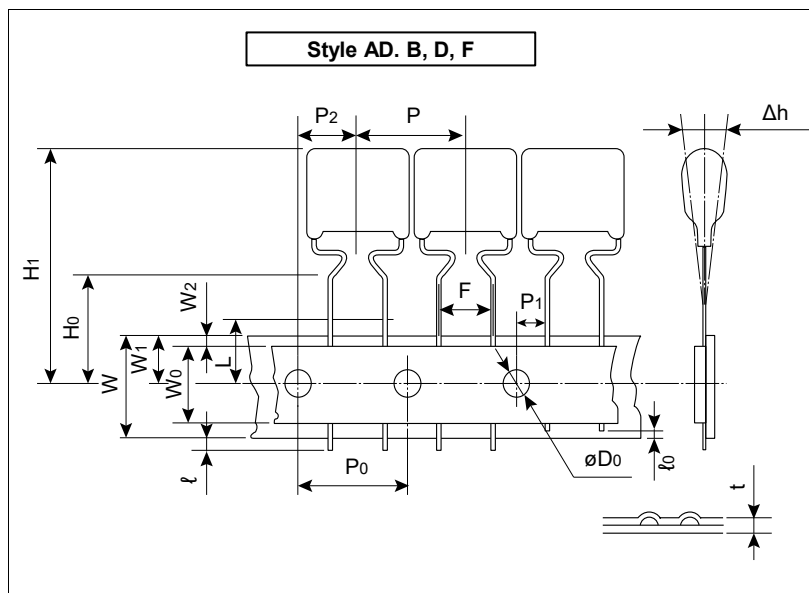
	<div>Style E</div>	<div>Style F</div>
P	30.0	15.0
P ₀	15.0	15.0
F	7.5	7.5
H ₀	16.0	16.0
H ₁	44.0 max.	44.0 max.

Note : H₁ dimension is based on insertion machine “Panasert RH series” made by Panasonic.
Consult with Panasonic technical staff when using other insertion machines.

● Odd size taping (II)

If the speci fi cation of taping is changed by various conditions, including, dimensions, lead spacing and insertion machine, please contact the nearest sales offi ce for further information.

Dimensions



Unit : mm

Code	Style AB, AD, AS	Style B	Style C	Style D, F	Style E
P	12.7±1.0	15.0±1.0	25.4±1.0	15.0±1.0	30.0±1.0
P ₀	12.7±0.2	15.0±0.2	12.7±0.2	15.0±0.2	15.0±0.2
P' ₀	—	—	25.4±0.2	—	30.0±0.2
P ₁	3.85±0.50	5.0±0.5	3.85±0.50	3.75±0.50	3.75±0.50
P ₂	6.35±1.30	7.5±1.3	6.35±1.30	7.5±1.3	7.5±1.3
F	5.0 ^{+0.8} _{-0.2}	5.0 ^{+0.8} _{-0.2}	5.0 ^{+0.8} _{-0.2}	7.5 ^{+0.8} _{-0.2}	7.5 ^{+0.8} _{-0.2}
Δh	0±2.0				
W	18.0±0.5				
W ₀	9.5 min.				
W ₁	9.0±0.5				
W ₂	0-3.0				
H ₀	16.0±0.5*	16.0±0.5	16.0±0.5	16.0 ^{+1.0} ₀	16.0 ^{+1.0} ₀
H ₁	34.0 max.	39.0 max.	39.0 max.	44.0 max.	44.0 max.
ℓ	0				
ℓ ₀	7.0 max.				
øD ₀	4.0±0.2				
t	0.7±0.2				
L	11.0 max.				

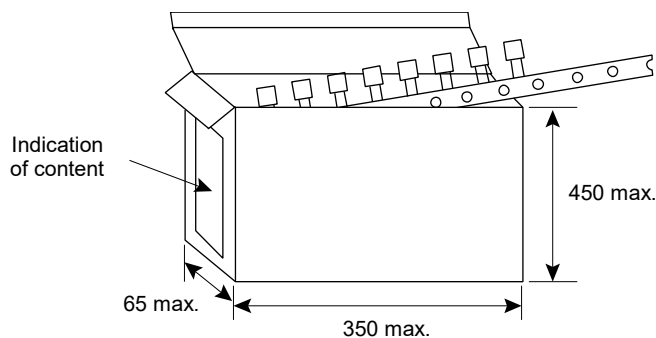
* Style AS is 18.0 – 20.0 in code H.

Note : H₁ dimension is based on insertion machine "Panaset RH series" made by Panasonic.

Consult with Panasonic technical staff when using other insertion machines.

Packing

● Ammo Packing

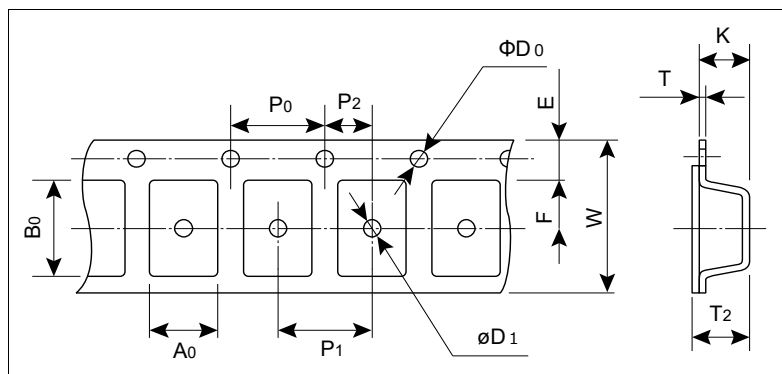


Unit : mm

Ammo Box depends on capacitor's dimensions, taping style and quantity.

Chip type embossed tapping

● Embossed tapping



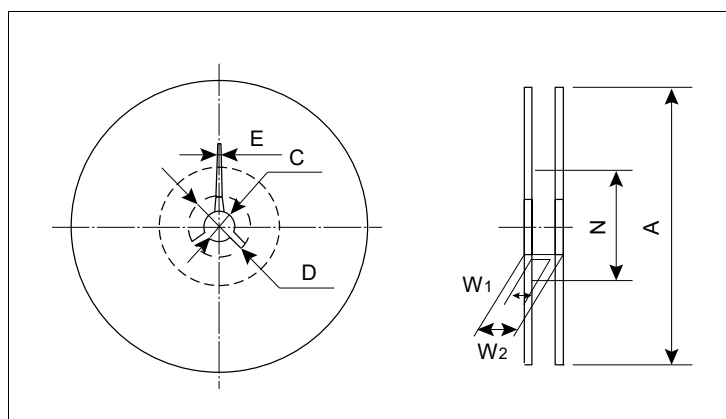
● Standard packaging quantities

Size code	Reel	Quantity
K1	ø180	4000 pcs/reel
J1, J2, H1, H2	ø180	3000 pcs/reel
H3, G1, G2, G3	ø180	2000 pcs/reel
E1, E2, D1, D2	ø330	3000 pcs/reel
E3a, E3, D3, D4, D5	ø330	2000 pcs/reel
B, Z	ø330	1500 pcs/reel
X, Y, V	ø330	1000 pcs/reel

Size code	Dimensions (mm)												
	A ₀ ±0.10	B ₀ ±0.10	W±0.3	F±0.05	E±0.10	P ₁ ±0.1	P ₂ ±0.05	P ₀ ±0.1	øD ₀ ^{+0.1} ₀	øD ₁ ^{+0.2} ₀	T±0.05	T ₂ ±0.2	K±0.1
K1	1.00	1.85	8.0	3.50	1.75	-	2.00	4.0	1.5	-	0.20	1.0	0.9
J1	1.55	2.30				4.0				1.0	0.25	1.3	1.2
J2	1.55	2.30										1.5	1.4
H1, H2	1.90	3.50										1.5	1.4
H3	1.90	3.50										1.9	1.8
G1, G2	2.80	3.50										1.9	1.8
G3	2.80	3.50										2.5	2.4
E1	3.80	5.10	12.0	5.50	1.75	8.0	2.00	4.0	1.5	1.5	0.30	2.0	1.9
E2	3.80	5.10										2.6	2.5
E3a, E3	3.80	5.10										3.4	3.3
D1, D2	4.60	6.30	12.0	5.50	1.75	8.0	2.00	4.0	1.5	-	0.30	2.7	2.6
D3, D4	4.60	6.30										3.5	3.4
D5	4.60	6.30										4.6	4.5
B	5.50	6.30										5.1	5.0
Z	5.50	7.50										4.7	4.6

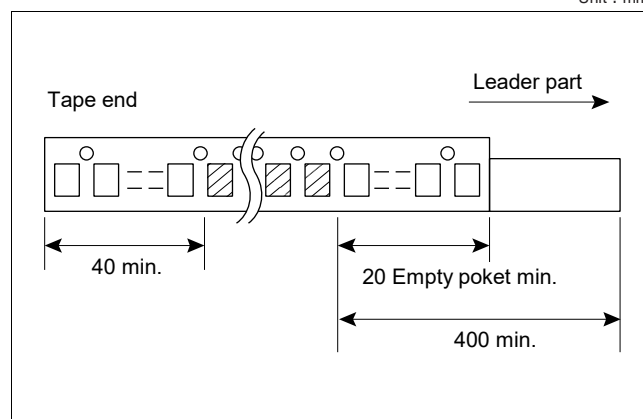
Size code	Dimensions (mm)												
	$A_0 \pm 0.1$	$B_0 \pm 0.1$	$W^{+0.3}_{-0.1}$	$F \pm 0.1$	$E \pm 0.10$	$P_1 \pm 0.1$	$P_2 \pm 0.1$	$P_0 \pm 0.1$	$\Phi D_0^{+0.10}_0$	$\Phi D_1^{+0.25}_0$	$T \pm 0.02$	$T_2 \pm 0.2$	$K \pm 0.1$
X, Y	6.9	8.4	16.0	7.5	1.75	12.0	2.0	4.0	1.50	1.50	0.34	5.7	5.7
V	8.9	10.5										5.9	5.8

● Reel dimensions



● Leader part and tape end

Unit : mm



Size code	Dimensions (mm)		
	Reel size ø180		Reel size ø330
	Tape width 8	Tape width 12	Tape width 16
A	$180.0^{+0.0}_{-1.5}$	330.0 ± 2.0	
C	13.0 ± 0.2	13.0 ± 0.2	
D	21.0 ± 0.8	21.0 ± 0.8	
E	2.0 ± 0.5	2.0 ± 0.5	
N	$60.0^{+1.0}_0$	80.0 ± 1.0	
W_1	$9.0^{+1.0}_0$	13.4 ± 1.0	17.4 ± 1.0
W_2	11.4 ± 1.0	17.4 ± 1.0	21.4 ± 1.0