



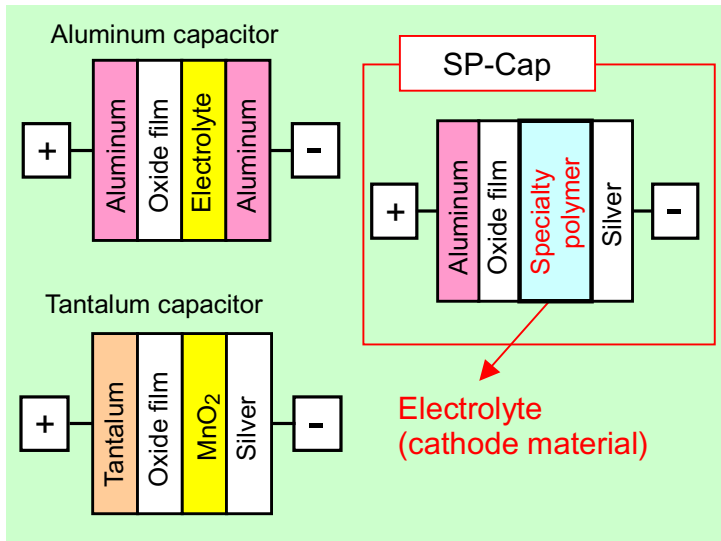
Outline of Products

Very low ESR

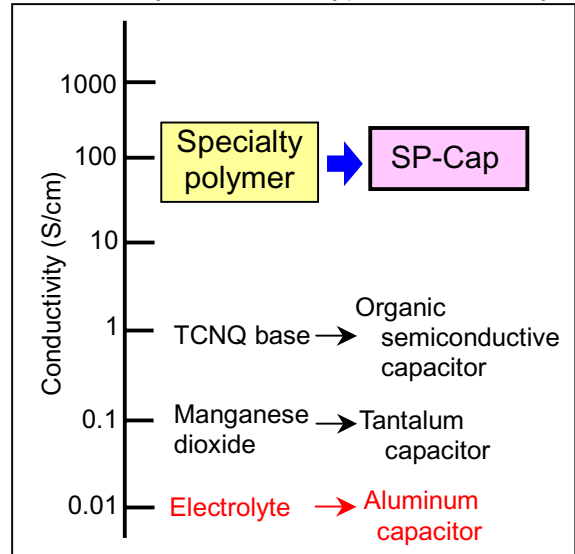
- In order to reduce ESR, the electrical conductivity of the electrolyte (cathode material) must be increased.
- The specialty polymer electrolyte has a conductivity higher than that of conventional electrolytes
 - * Approx. 10,000 times that of an aluminum capacitor (electrolyte : liquid)
 - * Approx. 1,000 times that of a tantalum capacitor (manganese dioxide : solid)



Basic configuration of an electrolytic capacitor

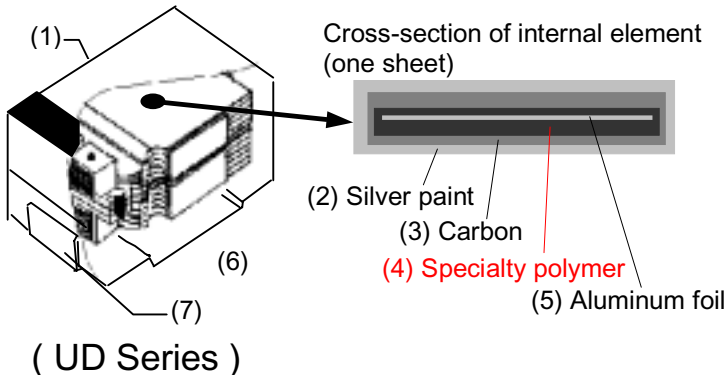


Conductivity of various types of electrolytes



Product structure

With the adoption of our exclusive structure, surface mounting and reduced height have been achieved.

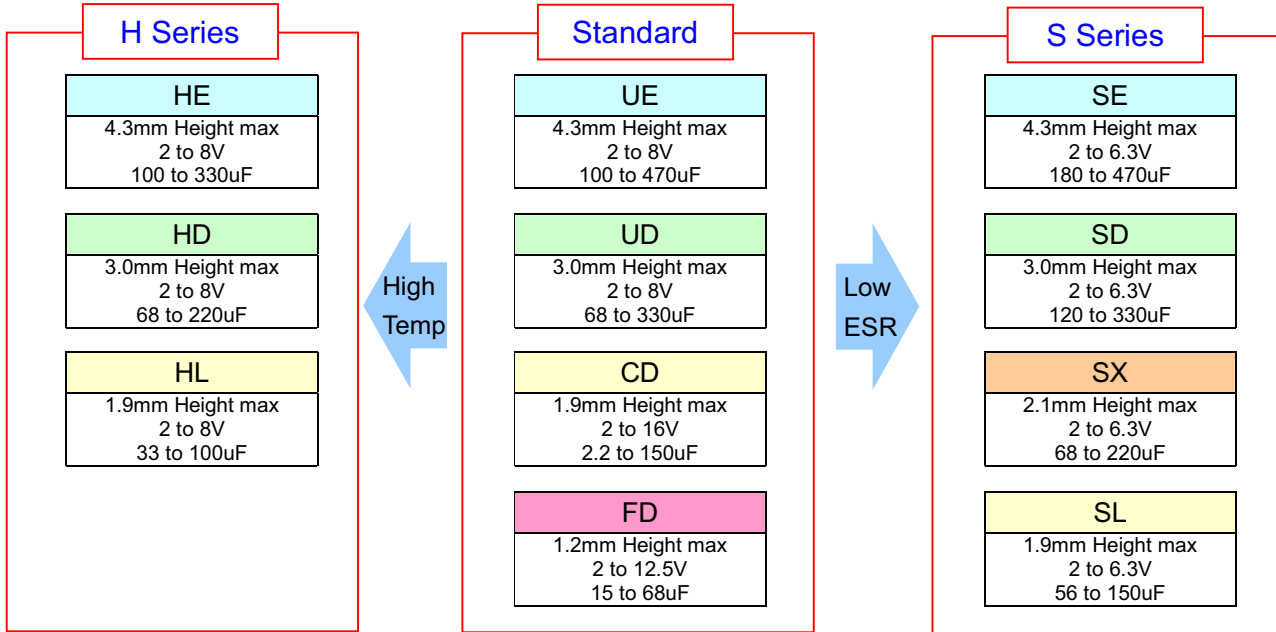


No	Component
(1)	Mold resin
(2)	Silver paint
(3)	Carbon
(4)	Specialty polymer
(5)	Aluminum foil
(6)	Internal terminal
(7)	External terminal

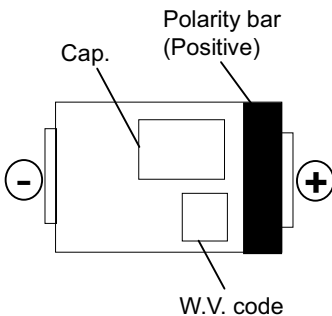


Product Line-up

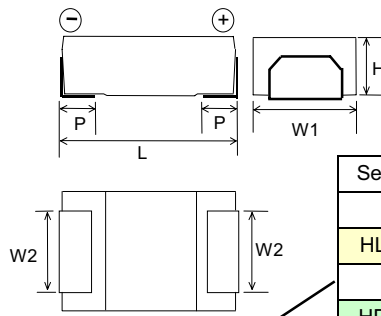
Can easily replace tantalum capacitors due to its standardized D case size and same land pattern (7.3 x 4.3 mm).



Marking

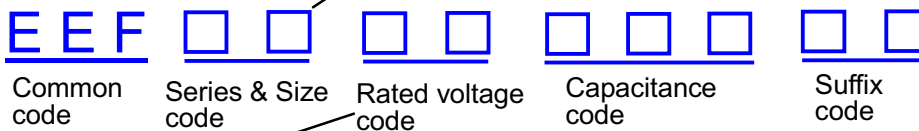


Dimensions in mm (not to scale)



Series & Size code	L	W1	W2	H	P
FD	7.3 ±0.2	4.3 ±0.2	2.4 ±0.1	1.1±0.1	1.3 ±0.3
HL CD SL				1.8±0.1	
SX				1.9±0.2	
HD UD SD				2.8±0.2	
HE UE SE				4.2±0.1	

Part number notation method



Rated voltage code	Rated voltage
0D	2
0E	2.5
0G	4
0J	6.3
0K	8
1B	12.5
1C	16

Indicated Capacitance in μF by 3 letters. The 1st 2 figures are actual values and the 3rd denotes the number of zeros. "R" denotes the decimal point and all figures are the actual number with "R"
 ex: 4.7 μF ---- 4R7 10 μF ---- 100

Suffix code	Specifications
R	Taping
LR	Lower ESR & Taping

