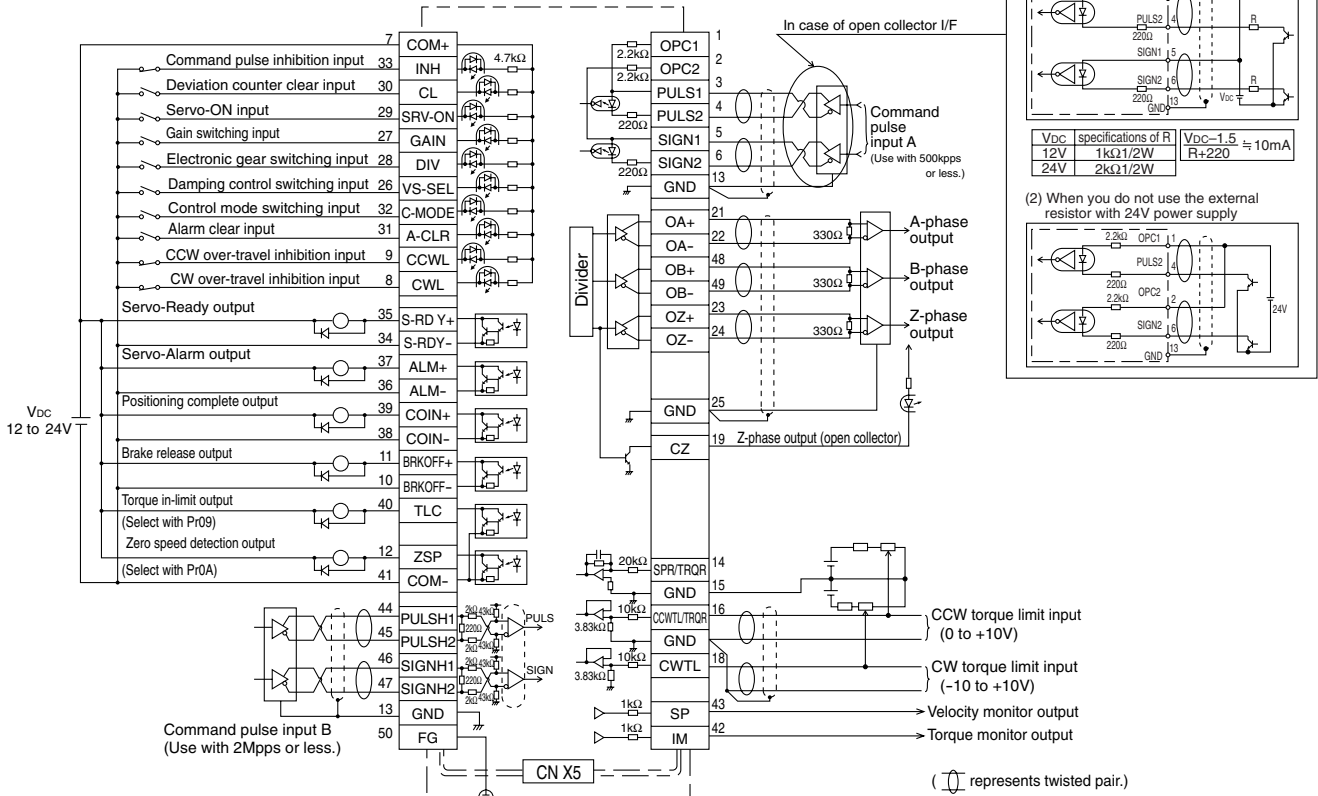


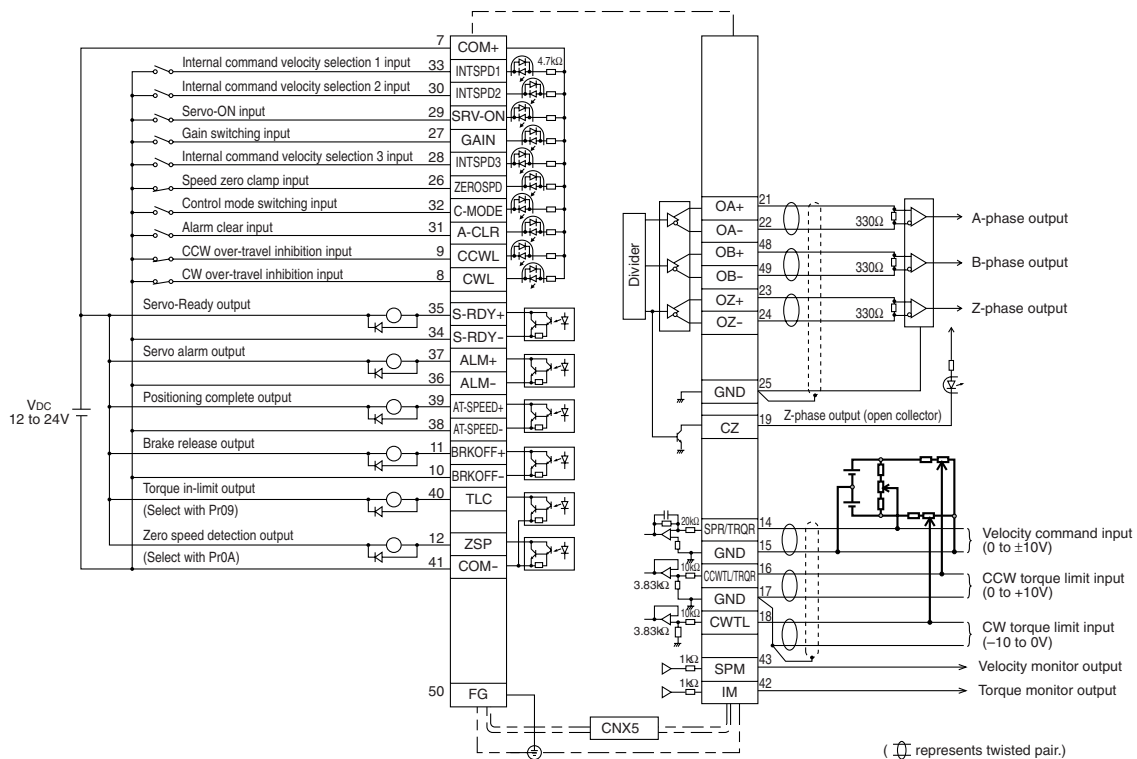
Standard Wiring Example of Control Circuit

● Wiring examples at each control mode

● CN X5 Wiring example at position control mode



● CN X5 Wiring example at velocity control mode



● CN X5 Wiring example at torque control mode

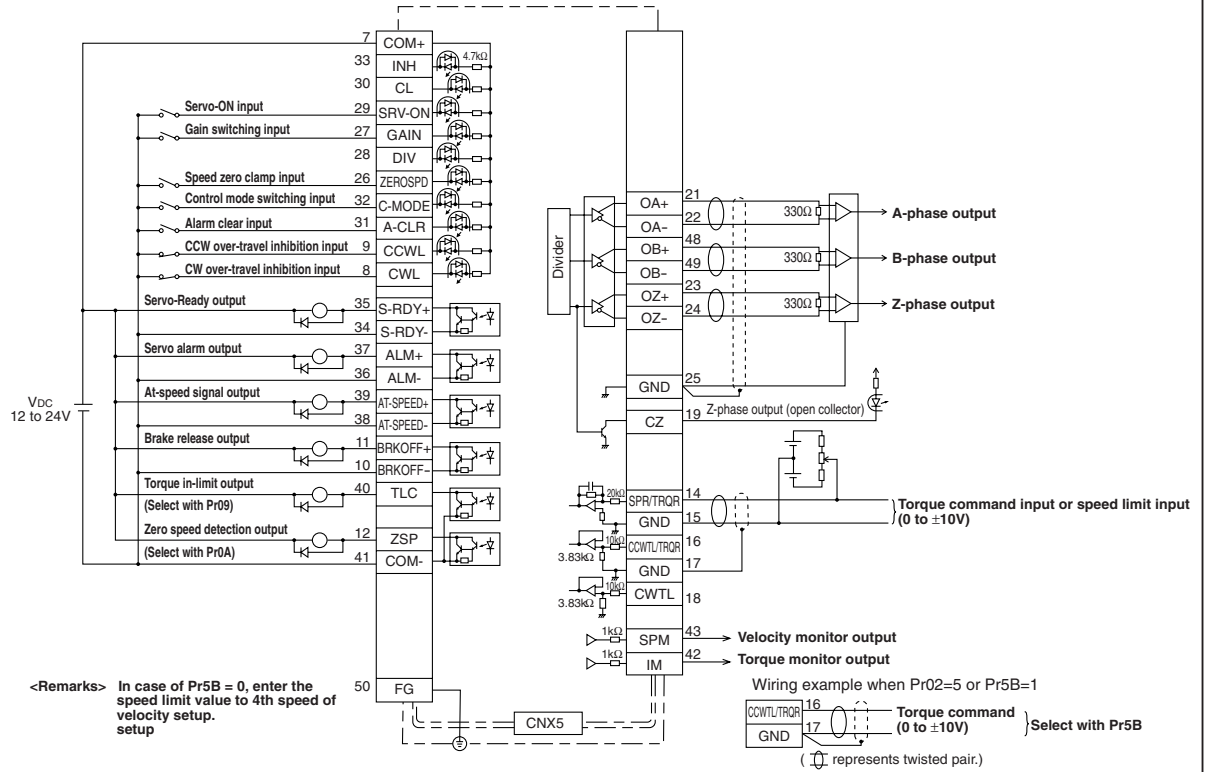


Table of Applicable Motors

Driver		Motor series							
Frame symbol	Part No.	MAMA	MSMD	MQMA	MSMA	MDMA	MGMA	MFMA	MHMA
A-frame	MADDT1105		MSMD5AZ***						
	MADDT1107		MSMD01***	MQMA011***					
	MADDT1205		MSMD5AZ***	MQMA012***					
	MADDT1207	MAMA012***	MSMD012***						
B-frame	MBDDT2110		MSMD021***	MQMA021***					
	MBDDT2210	MAMA022***	MSMD042***	MQMA042***					
C-frame	MCDDT3120		MSMD041***	MQMA041***					
	MCDDT3520	MAMA042***	MSMD082***						
D-frame	MDDDT3530					MDMA102***			MHMA102***
	MDDDT5540	MAMA082***			MSMA102*** MSMA152***	MDMA152***	MGMA092***	MFMA152***	MHMA152***
E-frame	MEDDT7364				MSMA202***	MDMA202***		MFMA252***	MHMA202***
F-frame	MFDDT390				MSMA302***	MDMA302***	MGMA202***		MHMA302***
	MFDDTB3A2				MSMA402*** MSMA502***	MDMA402*** MDMA502***	MGMA302*** MGMA452***	MFMA452***	MHMA402*** MHMA502***
G-frame	MGDDTC3B4					MDMA752***	MGMA602***		MHMA752***

Refer to page, A4-13, Table of Part Numbers and Options as well.