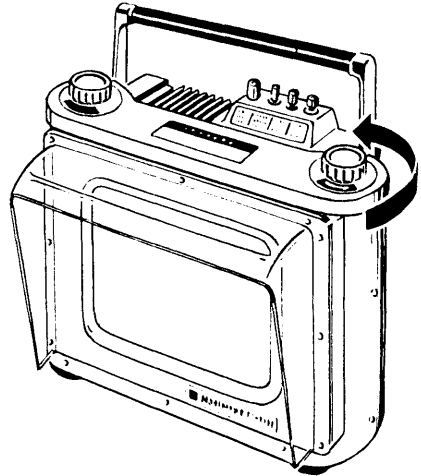


## ■ CAUTIONS FOR USE

- The blower does not rotate unless the filter magazine is inserted.
- If the filter clogs, the suction power is lowered.
- Refrain from using this filter with any power source other than AC 230V.
- Be sure to insert the main filter into the filter magazine securely. (If the main filter comes off in the body, the filter magazine may become impossible to pull out of the body.)

## ■ SERVICE LIFE OF FILTER

1. When the suction power is reduced, turn the winding knob at the right side in the arrowed direction to renew the face of the prefilter with new one.
  - When the pre-filter is used up to the point of another 30cm remainder, the indication "Replace at another 30cm" comes out, and so follow the indication.
2. If the suction power is low even if the prefilter is renewed to a new face, please replace the main filter.



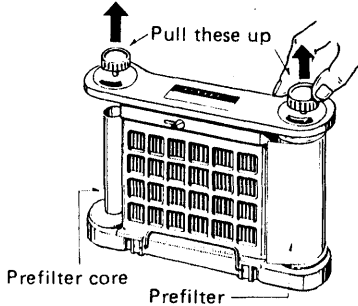
NOTE: The service life of pre-filter and mainfilter differs depending on the dust quantity in the ambient of use.

## ■ HOW TO REPLACE FILTER

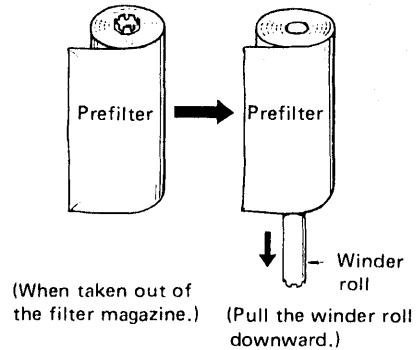
1. Push the filter magazine take-out button.  
(Then the filter magazine rises some 1cm or so.)
2. Pull the filter magazine upward.
3. Replace the filter in the order as shown below.
4. Insert the filter magazine into the body fully.

## ■ How to Remove Prefilter after Use

1. Pull up the knobs of both winders and take out the core and the prefilter after use.

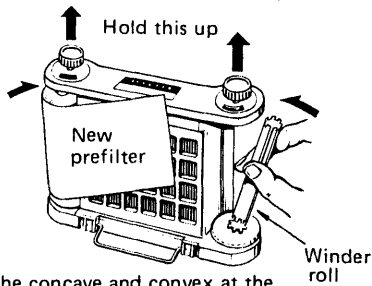


2. Pull out the winder roll.



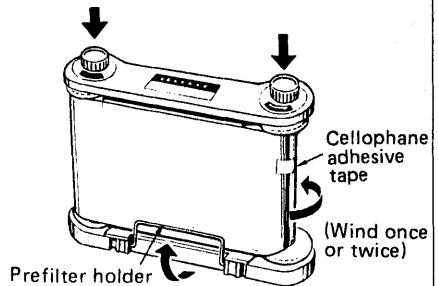
## ■ How to Mount New Prefilter

1. Set a new prefilter and the winder roll as shown in the drawing.



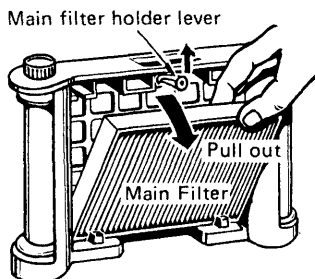
(Fit the concave and convex at the upper and lower ends of the winder roll with that of filter magazine accurately.)

2. Wind the top end of the prefilter over the winder roll once or twice.
3. Press the pre-filter with the holder.



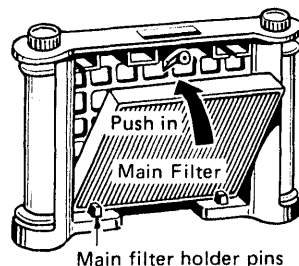
## ■ How to Remove Main Filter

1. Push up the main filter holder lever.
2. Pull out the main filter.



## ■ How to Fit Main Filter

1. Support the main filter with holder pins.
2. Insert the main filter into the filter magazine.



Please buy filters at the dealer you bought your Pana Filter from.