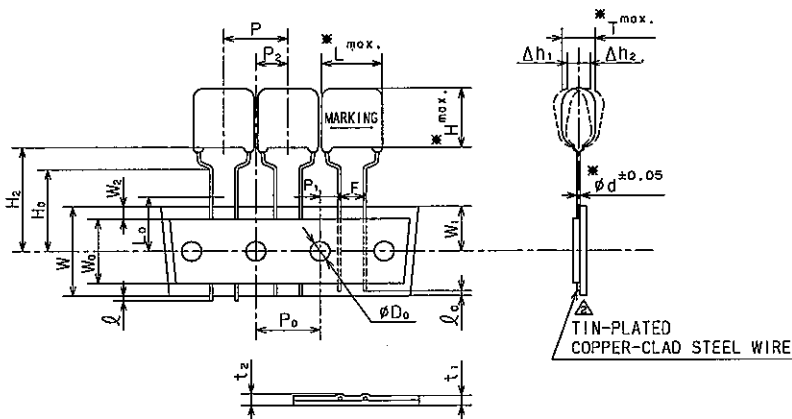


THIRD ANGLE PROJECTION

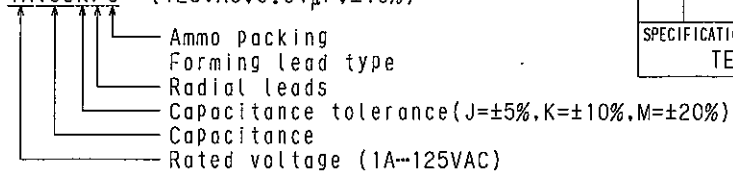
ITEM CODE	RATED VOLTAGE	CAP. (μ F)	DIMENSIONS			
			*L	*T	*H	*d
ECQE1A103()F6	125VAC	0.01	10.5	4.5	7.5	0.6
# 1A123()F6	#	0.012	#	4.4	#	#
# 1A153()F6	#	0.015	#	#	#	#
# 1A183()F6	#	0.018	#	#	#	#
# 1A223()F6	#	0.022	#	#	#	#
# 1A273()F6	#	0.027	#	#	#	#
# 1A333()F6	#	0.033	#	4.5	7.8	#
# 1A393()F6	#	0.039	#	#	#	#
# 1A473()F6	#	0.047	#	5.5	8.0	#
# 1A563()F6	#	0.056	#	5.9	8.5	#
# 1A683()F6	#	0.068	#	6.3	9.4	#
# 1A823()F6	#	0.082	#	6.5	9.8	#
# 1A104()F6	#	0.1	#	#	11.8	#
# 1A124()F6	#	0.12	#	5.9	11.5	#
# 1A154()F6	#	0.15	#	6.5	12.0	#

TOL. SYMBOL (J,K or M)



ITEM CODE NUMBER STRUCTURE

ECQE 1A103KF6 (125VAC,0.01 μ F, \pm 10%)



ALTERATION		
ISSUE	DESCRIPTION	DATE
Δ	Overall rewriting	Nov. 7 1998
Δ	Modification	Jun.20 2002
Δ	Company name changed	Oct. 1 2004
Δ	Company name changed	Apr. 1 2005

SPECIFICATIONS No.
TEA7070H

SYMBOL	ITEM	DIMENSION	REMARKS
P	Pitch of component	12.7 \pm 1.0	Tilt of component and curvature of leads shall be included.
P ₀	Feed hole pitch	12.7 \pm 0.2	
P ₁	Feed hole center to lead	3.85 \pm 0.5	
P ₂	Hole center to comp. center	6.35 \pm 1.3	Tilt of component due to curvature of leads shall be included.
F	Lead-to-lead distance	5.0 \pm 0.2	
Δ h _{1,2}	Component alignment	0~2.0	Tilt of component due to curvature of leads shall be included.
W	Paper backing width	18.0 \pm 0.5	
W ₀	Adhesive tape width	9.5min.	The hold down tape shall not protrude beyond the carrier tape.
W ₁	Hole position	9.0 \pm 0.5	
W ₂	Hold-down tape position	0~3.0	
H ₂	Component height	22.0 \pm 0.75	
H ₀	Lead-wire clinch height	16.0 \pm 0.5	
f	Lead-wire protrusion	0max.	
f ₀	Lead-wire depression	7.0max.	
ϕ D ₀	Feed hole diameter	4.0 \pm 0.2	
t ₁	Total tape thickness	0.7 \pm 0.2	Total thickness including the hold down tape.
t ₂	Total thickness	1.5max.	
L ₀	Length of snipped lead	11.0max.	

Reference

CONSTRUCTION

The capacitor is of non-inductive construction, wound with metallized polyester film dielectric.

The capacitor is enclosed in non-combustible epoxy resin and has two leads.

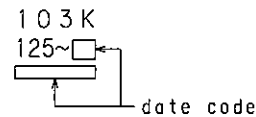
MARKING

Marking comprises capacitance, capacitance tolerance, rated voltage and date code.

PROPERTIES

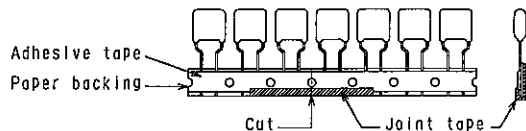
Capacitance : See table at 1kHz
 Capacitance tolerance : \pm 5%(J), \pm 10%(K), \pm 20%(M) at 1kHz
 Rated voltage : 125VAC
 Withstand voltage (terminal-terminal) : 125VACx230% for 60s
 (terminal-enclosure) : 1500VAC for 60s
 Insulation resistance : \geq 2000M Ω at 500VDC, 20 $^{\circ}$ C for 60s
 Dissipation factor : \leq 1.0% at 1kHz, 20 $^{\circ}$ C
 Category temperature range : From -40 $^{\circ}$ C to +85 $^{\circ}$ C
 (including temperature rise on unit surface)

MARKING EXAMPLE



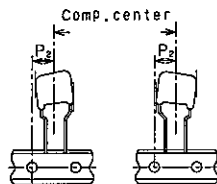
DESIGN	S. Yoshig.
CHECKED	M. Nishikawa
APPROVAL	M. Nagasaka
ESTABLISHMENT	Nov. 17, 1994
TYPE NAME	ECQE1A***()F6
NAME	Metallized Polyester Film Capacitor
DRAWING NAME	PRODUCT DRAWING
DRAWING No.	CT-H-453E (1/2)

Note 1. No more than 3 consecutive missing is permitted.
 Note 2. A tape conjunction and a tape discrepancy specify as follows.



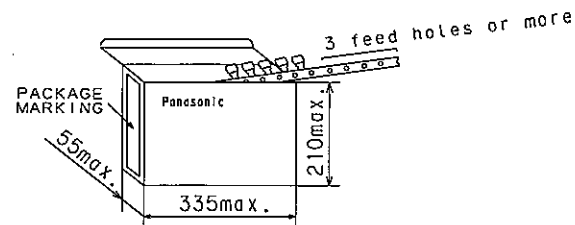
A tape sliding shall not exceed in an allowance of "P₀" dimension.
 A joint tape put on the back side of paper backing, and turn up the lower part to the front.

Note 3. Marking on components may not be the same side.
 Note 4. The tape adhesion is more than 3.92N(400gf)/25mm.
 Note 5. A tape trailer having at least 3 feed holes is required at the end of the tape.
 Note 6. 1)The P₁ and P₂ dimension shall be measured as shown in the figure after the adhesive tape placing upward, (measuring from the center of sprocket hole to the right.)
 2)The P₂ dimension shall be measured between center of a vertical projection plane for tape plane and center of sprocket hole.



Packing specification

1. Case size Ammo pack



2. Packing quantity

Capacitance range	Packing quantity
0.01 ~ 0.039 μ F	1000
0.047 ~ 0.15 μ F	500

3. Handling notes

- 1)One package must be packed one product only.
- 2)The storage must be stacked 5 boxes or less (surface printed piacing upward). (For prevention from displacement of capacitors and damage of lead crimping.)
- 3)The packing box must be handled with care and never thrown out.

Reference

TYPE NAME
ECQE1A***()F6
DRAWING No.
CT-H-453E (2/2)

Panasonic

Electronic Circuit Capacitor Business Unit,
Panasonic Electronic Devices Co.,Ltd.